

CSRHUB® Dashboard Starting Point

Enter The Company Or Companies You Want To Study

1. Enter either a company name, part of a company name, or a brand in column B or enter a ticker into column C or enter an ISIN number into column D.
2. If the CSRHub name you want does not appear in column H, use the CSRHub name lookup tool (top menu, CSRHub...Company) to paste the right text company name into column H.
3. The data in columns I to N should help you double check that you have the right name match. The name in column H is the one used automatically on other sheets.
4. If you need to lookup more than 30 companies, you can copy the formulas in row 44 down.
5. Use column A to store your internal identifier or version of the company name for later reference.
6. Choose Formulas from the top menu, then Calculate Sheet. This will allow our database to update the sheet. You can change the scope of search using the box starting in column P.
7. Enter your CSRHub site credentials (username/password) when directed.



NA = Rating or information not available. This can also be due to a company with only partial ratings. We do not provide an overall score for partially rated companies.

Version: 3.0
 Last Updated: 10/1/23
 Includes MonetDB Mac Update

Controls for Fine Tuning Scope of Search

	Name	Ticker	URL
Set to include (I) or exclude (X) partially rated and/or unrated companies in your search	Partially Rated	I	I
	Not Rated	I	I

Changes in the settings above will change the search parameter in cells E

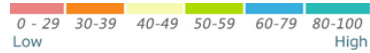
	Month	Year
Start Date	July	2021
End Date	July	2023

Top Line Summary				7 Companies	Search scope parameters (see Column P)	0	0	0	0	More instructions and examples are available online.	Ways to Double Check the Name						Overall Ratings
Internal ID (Optional)	Enter Name	Enter Ticker (No exchange code)	Enter web URL	Enter ISIN	Simple Lookup (NA or blank = didn't work)	Ticker Lookup (NA or blank = didn't work)	URL Lookup (NA or blank = didn't work)	ISIN Lookup (NA or blank = didn't work)	Best Guess (replace using name lookup tool when NA)	Country	City	Ticker	# of Sources	ISIN	Industry	Overall Ratings	
	Novartis				Novartis AG	NA	NA	NA	Novartis AG	Switzerland	Basel	NOVN	73	CH0012005267	Pharmaceutical & Medicine Manufacturing	60	
	Apple Inc.				Apple Inc.	NA	NA	NA	Apple Inc.	USA	Cupertino	AAPL	83	US0378331005	Computers & Peripherals	57	
	Samsung Electronics Co				Samsung Electronics Company Limited	NA	NA	NA	Samsung Electronics Company Limited	South Korea	Suwon	005930	53	KR7005930003	Semiconductor & Other Electronic Component Mfg.	59	
		WMT			NA	Walmart Inc.	NA	NA	Walmart Inc.	USA	Bentonville	WMT	84	US9311421039	Retail	54	
				US0231351067	NA	NA	NA	Amazon.com, Inc.	Amazon.com, Inc.	USA	Seattle	AMZN	78	US0231351067	Electronic Shopping and Mail-Order Houses	52	
	Alibaba		www.teslamotors.com		Alibaba Com Limited	NA	NA	NA	Alibaba Com Limited	China	Hangzhou	BABA	36	KYG017191142	Trading Companies	51	
					NA	NA	NA	NA	Tesla Motors, Inc.	USA	Palo Alto	TSLA	55	US88160R1014	Motor Vehicle Manufacturing	48	
					NA	NA	NA	NA	NA				NA	NA	NA	NA	
					NA	NA	NA	NA	NA				NA	NA	NA	NA	
					NA	NA	NA	NA	NA				NA	NA	NA	NA	
					NA	NA	NA	NA	NA				NA	NA	NA	NA	
					NA	NA	NA	NA	NA				NA	NA	NA	NA	
					NA	NA	NA	NA	NA				NA	NA	NA	NA	
					NA	NA	NA	NA	NA				NA	NA	NA	NA	
					NA	NA	NA	NA	NA				NA	NA	NA	NA	
					NA	NA	NA	NA	NA				NA	NA	NA	NA	
					NA	NA	NA	NA	NA				NA	NA	NA	NA	
					NA	NA	NA	NA	NA				NA	NA	NA	NA	
					NA	NA	NA	NA	NA				NA	NA	NA	NA	
					NA	NA	NA	NA	NA				NA	NA	NA	NA	
					NA	NA	NA	NA	NA				NA	NA	NA	NA	
					NA	NA	NA	NA	NA				NA	NA	NA	NA	
					NA	NA	NA	NA	NA				NA	NA	NA	NA	
					NA	NA	NA	NA	NA				NA	NA	NA	NA	
					NA	NA	NA	NA	NA				NA	NA	NA	NA	

Extract Data for a List of Companies

Instructions:

1. **Company Names** are being pulled from the tab titled "Enter Company Names"; no further action required.
2. Click **Calculate** in the Bottom Left Corner.
3. Under the **CSRHub Menu** at the top of the Toolbar, Click "**Rebuild Data on This Sheet**".



[More instructions and examples are available online.](#)

Showing Data From	July 2021	To	July 2023
-------------------	-----------	----	-----------

NA = Rating or information not available. This can also be due to a company with only partial ratings. We do not provide an overall score for partially rated companies.

		<==GET RESULTS IN THESE CELLS==>							
From "Enter Company Names" Cell A	From "Enter Company Names" Cell H	Overall Rating (July 2021)	Overall Rating (August 2021)	Overall Rating (September 2021)	Overall Rating (October 2021)	Overall Rating (November 2021)	Overall Rating (December 2021)	Overall Rating (January 2022)	Overall Rating (February 2022)
	Novartis AG	65	64	63	64	64	63	63	63
	Apple Inc.	59	59	60	61	61	60	61	59
	Samsung Electronics Company Limited	62	62	62	62	62	61	62	60
	Walmart Inc.	57	57	57	59	59	58	57	57
	Amazon.com, Inc.	52	51	51	52	52	52	51	51
	Alibaba Com Limited	49	50	49	49	49	48	50	50
	Tesla Motors, Inc.	45	45	45	46	46	46	47	47
	No Entry								
	No Entry								
	No Entry								
	No Entry								
	No Entry								
	No Entry								
	No Entry								
	No Entry								
	No Entry								
	No Entry								
	No Entry								
	No Entry								
	No Entry								
	No Entry								
	No Entry								
	No Entry								
	No Entry								
	No Entry								
	No Entry								
	No Entry								
	No Entry								
	No Entry								
	No Entry								
	No Entry								
	No Entry								
	No Entry								
	No Entry								
	No Entry								
	No Entry								
	No Entry								
	No Entry								
	No Entry								
	No Entry								
	No Entry								
	No Entry								
	No Entry								
	No Entry								

Overall Rating (March 2022)	Overall Rating (April 2022)	Overall Rating (May 2022)	Overall Rating (June 2022)	Overall Rating (July 2022)	Overall Rating (August 2022)	Overall Rating (September 2022)	Overall Rating (October 2022)	Overall Rating (November 2022)	Overall Rating (December 2022)
64	64	62	63	63	64	63	63	64	63
60	60	59	59	60	59	59	59	59	59
60	61	62	62	62	62	61	61	62	61
57	57	57	57	57	57	57	57	57	57
51	52	51	51	51	52	52	52	52	51
51	49	50	51	50	50	50	51	52	51
48	48	48	48	48	49	49	49	48	48

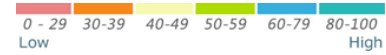
Overall Rating (January 2023)	Overall Rating (February 2023)	Overall Rating (March 2023)	Overall Rating (April 2023)	Overall Rating (May 2023)	Overall Rating (June 2023)	Overall Rating (July 2023)
63	63	63	61	60	60	60
58	58	58	58	58	58	57
60	60	60	61	61	61	59
57	57	57	56	56	56	54
52	52	52	51	51	51	52
51	50	50	52	52	52	51
48	48	48	48	48	48	48

Extract Data for a List of Companies

Instructions:

1. **Company Names** are being pulled from the tab titled "Enter Company Names"; no further action required.
2. Under the **CSRHUB Tab** at the top of the Toolbar, Click "**Rebuild Data on This Sheet**".

CSRHUB[®] Bulk Extract



[More instructions and examples are available online.](#)

Showing Data From **July 2021** To **July 2023**

NA = Rating or information not available. This can also be due to a company with only partial ratings. We do not provide an overall score for partially rated companies.

<==GET RESULTS IN THESE CELLS==>

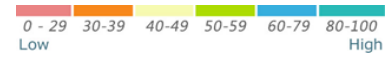
From "Enter Company Names" Cell A	From "Enter Company Names" Cell H	Community Rating (July 2021)	Community Rating (August 2021)	Community Rating (September 2021)	Community Rating (October 2021)	Community Rating (November 2021)	Community Rating (December 2021)	Community Rating (January 2022)
	Novartis AG	64	63	60	61	61	60	60
	Apple Inc.	51	51	51	54	54	53	54
	Samsung Electronics Company Limited	61	60	58	60	60	59	60
	Walmart Inc.	52	53	52	54	54	53	52
	Amazon.com, Inc.	46	46	46	47	48	47	45
	Alibaba Com Limited	46	47	46	46	46	45	48
	Tesla Motors, Inc.	43	44	43	45	46	44	46
	No Entry							
	No Entry							
	No Entry							
	No Entry							
	No Entry							
	No Entry							
	No Entry							
	No Entry							
	No Entry							
	No Entry							
	No Entry							
	No Entry							
	No Entry							
	No Entry							
	No Entry							
	No Entry							
	No Entry							
	No Entry							
	No Entry							
	No Entry							
	No Entry							
	No Entry							
	No Entry							
	No Entry							
	No Entry							
	No Entry							
	No Entry							
	No Entry							
	No Entry							
	No Entry							
	No Entry							
	No Entry							
	No Entry							
	No Entry							
	No Entry							
	No Entry							
	No Entry							
	No Entry							
	No Entry							
	No Entry							
	No Entry							
	No Entry							
	No Entry							
	No Entry							

Extract Data for a List of Companies

Instructions:

1. **Company Names** are being pulled from the tab titled "Enter Company Names"; no further action required.
2. Under the **CSRHub Tab** at the top of the Toolbar, Click "**Rebuild Data on This Sheet**".

CSRHUB[®] Bulk Extract



[More instructions and examples are available online.](#)

Showing Data From	July 2021	To	July 2023
-------------------	-----------	----	-----------

NA = Rating or information not available. This can also be due to a company with only partial ratings. We do not provide an overall score for partially rated companies.

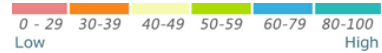
		<==GET RESULTS IN THESE CELLS==>						
From "Enter Company Names" Cell A	From "Enter Company Names" Cell H	Employees Rating (July 2021)	Employees Rating (August 2021)	Employees Rating (September 2021)	Employees Rating (October 2021)	Employees Rating (November 2021)	Employees Rating (December 2021)	Employees Rating (January 2022)
	Novartis AG	67	65	65	66	66	66	66
	Apple Inc.	51	52	53	55	54	54	56
	Samsung Electronics Company Limited	60	60	60	61	61	61	62
	Walmart Inc.	54	54	54	56	55	56	56
	Amazon.com, Inc.	49	48	49	49	48	48	49
	Alibaba Com Limited	45	47	47	46	46	46	51
	Tesla Motors, Inc.	41	40	41	44	43	43	46
	No Entry							
	No Entry							
	No Entry							
	No Entry							
	No Entry							
	No Entry							
	No Entry							
	No Entry							
	No Entry							
	No Entry							
	No Entry							
	No Entry							
	No Entry							
	No Entry							
	No Entry							
	No Entry							
	No Entry							
	No Entry							
	No Entry							
	No Entry							
	No Entry							
	No Entry							
	No Entry							
	No Entry							
	No Entry							
	No Entry							
	No Entry							
	No Entry							
	No Entry							
	No Entry							
	No Entry							
	No Entry							
	No Entry							

Extract Data for a List of Companies

Instructions:

1. **Company Names** are being pulled from the tab titled "Enter Company Names"; no further action required.
2. Under the **CSRHub Tab** at the top of the Toolbar, Click "**Rebuild Data on This Sheet**".

CSRHUB® Bulk Extract



[More instructions and examples are available online.](#)

Showing Data From **July 2021** To **July 2023**

NA = Rating or information not available. This can also be due to a company with only partial ratings. We do not provide an overall score for partially rated companies.

		<==GET RESULTS IN THESE CELLS==>						
From "Enter Company Names" Cell A	From "Enter Company Names" Cell H	Governance Rating (July 2021)	Governance Rating (August 2021)	Governance Rating (September 2021)	Governance Rating (October 2021)	Governance Rating (November 2021)	Governance Rating (December 2021)	Governance Rating (January 2022)
	Novartis AG	54	55	55	55	55	55	56
	Apple Inc.	55	56	56	57	57	57	56
	Samsung Electronics Company Limited	51	52	51	51	51	51	51
	Walmart Inc.	52	54	53	55	55	54	54
	Amazon.com, Inc.	53	52	51	52	52	53	52
	Alibaba Com Limited	47	47	47	47	46	46	47
	Tesla Motors, Inc.	42	43	43	44	44	44	44
	No Entry							
	No Entry							
	No Entry							
	No Entry							
	No Entry							
	No Entry							
	No Entry							
	No Entry							
	No Entry							
	No Entry							
	No Entry							
	No Entry							
	No Entry							
	No Entry							
	No Entry							
	No Entry							
	No Entry							
	No Entry							
	No Entry							
	No Entry							
	No Entry							
	No Entry							
	No Entry							
	No Entry							
	No Entry							
	No Entry							
	No Entry							
	No Entry							
	No Entry							
	No Entry							
	No Entry							
	No Entry							
	No Entry							
	No Entry							
	No Entry							
	No Entry							
	No Entry							
	No Entry							
	No Entry							

