

CSRHUB[®] Dashboard Starting Point

Enter The Company Or Companies You Want To Study

- Enter a company name, part of a company name, or a brand in column B, a ticker into column C, a web URL into column D, and/or an ISIN number into column E.
- If the CSRHub name you want does not appear in column J, use the CSRHub name lookup tool (top menu, CSRHub..Company) to paste the right text company name into column J.
- The data in columns K to Q should help you double check that you have the right name match. The name in column J is the one used automatically on other sheets.
- If you need to lookup more than 30 companies, you can copy the formulas in row 44 down as far as you wish.
- Use column A to store your internal identifier or version of the company name for later reference. You can change the scope of search using the box starting in column R.
- Choose Formulas from the top menu, then Calculate Sheet. This will allow our database to update the sheet.
- Enter your CSRHub site credentials (username/password) when directed.



NA - Rating or information not available. This can also be due to a company with only partial ratings. We do not provide an overall score for manually added companies.

Version: 3.0
Last Updated: 11/17/23
Includes MonetDB Mac Update

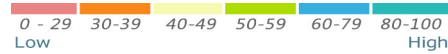
Controls for Fine Tuning Scope of Search

		Name	Ticker	URL
<input type="checkbox"/> Set to include (I) or exclude (X) partially rated and/or unrated companies from your search.	Partially Rated	<input type="checkbox"/>	<input type="checkbox"/>	<input type="checkbox"/>
	Not Rated	<input type="checkbox"/>	<input type="checkbox"/>	<input type="checkbox"/>

Changes in the settings above will change the search parameter in cell

Top Line Summary		7 Companies		Search scope parameters (see Column P)	0	0	0	0	More instructions and examples are available online.	Ways to Double Check the Name						
Internal ID (Optional)	Enter Name	Enter Ticker (No exchange code)	Enter web URL	Enter ISIN	Simple Lookup (NA or blank = didn't work)	Ticker Lookup (NA or blank = didn't work)	URL Lookup (NA or blank = didn't work)	ISIN Lookup (NA or blank = didn't work)	Best Guess (replace using name lookup tool when NA)	Country	City	Ticker	# of Sources	ISIN	Industry	Overall Ratings
	Novartis				Novartis AG	NA	NA	NA	Novartis AG	Switzerland	Basel	NOVN	72	CH0012005267	Pharmaceutical & Medicine Manufacturing	61
	Apple Inc.				Apple Inc.	NA	NA	NA	Apple Inc.	USA	Cupertino	AAPL	83	US0378331005	Computers & Peripherals	58
	Samsung Electronics Co				<small>(www.samsung.com/america)</small> Samsung Electronics Co. Ltd.	NA	NA	NA	Samsung Electronics Company Limited	South Korea	Surwon	005930	52	KR7005930003	Semiconductors & Other Electronic Component Mfg.	60
		WMT			Walmart Inc.	NA	NA	NA	Walmart Inc.	USA	Bentonville	WMT	83	US9311421039	Retail	56
				US0231351067	Amazon.com, Inc.	NA	NA	NA	Amazon.com, Inc.	USA	Seattle	AMZN	80	US0231351067	Electronic Shopping and Mail-Order Houses	53
	Alibaba				Alibaba Com Limited	NA	NA	NA	Alibaba Com Limited	China	Hangzhou	BABA	36	KYG017191142	Trading Companies	52
			www.teslamotors.com		Tesla Motors, Inc.	NA	NA	NA	Tesla Motors, Inc.	USA	Palo Alto	TSLA	55	US88160R1014	Motor Vehicle Manufacturing	48
					NA	NA	NA	NA	NA				NA	NA	NA	NA
					NA	NA	NA	NA	NA				NA	NA	NA	NA
					NA	NA	NA	NA	NA				NA	NA	NA	NA
					NA	NA	NA	NA	NA				NA	NA	NA	NA
					NA	NA	NA	NA	NA				NA	NA	NA	NA
					NA	NA	NA	NA	NA				NA	NA	NA	NA
					NA	NA	NA	NA	NA				NA	NA	NA	NA
					NA	NA	NA	NA	NA				NA	NA	NA	NA
					NA	NA	NA	NA	NA				NA	NA	NA	NA
					NA	NA	NA	NA	NA				NA	NA	NA	NA
					NA	NA	NA	NA	NA				NA	NA	NA	NA
					NA	NA	NA	NA	NA				NA	NA	NA	NA
					NA	NA	NA	NA	NA				NA	NA	NA	NA
					NA	NA	NA	NA	NA				NA	NA	NA	NA
					NA	NA	NA	NA	NA				NA	NA	NA	NA
					NA	NA	NA	NA	NA				NA	NA	NA	NA
					NA	NA	NA	NA	NA				NA	NA	NA	NA
					NA	NA	NA	NA	NA				NA	NA	NA	NA
					NA	NA	NA	NA	NA				NA	NA	NA	NA
					NA	NA	NA	NA	NA				NA	NA	NA	NA
					NA	NA	NA	NA	NA				NA	NA	NA	NA
					NA	NA	NA	NA	NA				NA	NA	NA	NA
					NA	NA	NA	NA	NA				NA	NA	NA	NA
					NA	NA	NA	NA	NA				NA	NA	NA	NA
					NA	NA	NA	NA	NA				NA	NA	NA	NA

CSRHUB[®] Dashboard Top Level Scores



Overall Information, Including Overall Ratings and Percentile Ranks

Ratings run 0-100 with 100 being best.

Percentile ranks are relative to all companies or to those in the named group. Overall Average, Best Score and Worst Score relate to companies on this page only.

NA = Rating or information not available. This can also be due to a company with only partial ratings. We do not provide an overall score for partially rated companies.

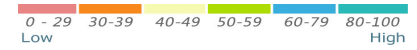
Average # of Sources	Average	55	48	49	76%	81%	75%
66	Best Score	61	51	50	94%	98%	94%
	Worst Score	48	43	46	47%	42%	40%

Basic Data

Company Name (From Enter Company Names Sheet)	# of Sources	Country	Primary Industry	Ratings			Percentile Ranks		
				Overall	Country Average	Industry Average	Overall	Vs Country	Vs Industry
Novartis AG	72	Switzerland	Pharmaceutical & Medicine Manufacturing	61	51	49	94%	89%	94%
Apple Inc.	83	USA	Computers & Peripherals	58	49	46	88%	92%	92%
Samsung Electronics Company Limited	52	South Korea	Semiconductor & Other Electronic Component Mfg.	60	46	48	91%	98%	93%
Walmart Inc.	83	USA	Retail	56	49	50	80%	84%	76%
Amazon.com, Inc.	80	USA	Electronic Shopping and Mail-Order Houses	53	49	49	71%	73%	75%
Alibaba Com Limited	36	China	Trading Companies	52	43	50	63%	86%	52%
Tesla Motors, Inc.	55	USA	Motor Vehicle Manufacturing	48	49	50	47%	42%	40%

CSRHUB[®] Dashboard Competitor Benchmark

Category & Subcategory Ratings (0-100, 100 = best)

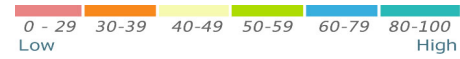


NA = Rating or information not available. This can also be due to a company with only partial ratings. We do not provide an overall score for partially rated companies.

Average Rating	54	54	60	52	56	50	55	52	53	56	64	59	58	53	53	51
Best Rating	61	64	67	56	62	60	60	58	66	68	74	72	66	59	56	57
Worst Rating	47	47	52	45	51	38	49	45	43	51	57	49	50	47	47	42

Company Name (From Enter Company Names Sheet)	Category Ratings				Subcategory Ratings											
	Community	Employees	Environment	Governance	Community			Employees			Environment			Governance		
					Community Dev & Philanthropy	Human Rights & Supply Chain	Product	Compensation & Benefits	Diversity & Labor Rights	Training, Health & Safety	Energy & Climate Change	Environment Policy & Reporting	Resource Management	Board	Leadership Ethics	Transparency & Reporting
Novartis AG	61	64	65	56	62	60	60	58	66	68	70	67	58	59	56	53
Apple Inc.	55	55	67	55	55	53	56	57	51	58	74	61	66	52	56	57
Samsung Electronics Company Limited	59	58	67	53	58	59	60	57	60	56	64	72	66	51	53	55
Walmart Inc.	54	53	60	54	56	52	53	52	52	56	63	58	60	58	52	51
Amazon.com, Inc.	52	52	55	53	53	50	53	50	52	53	57	55	54	55	52	53
Alibaba Com Limited	50	49	55	51	55	38	56	48	49	51	63	52	52	52	52	48
Tesla Motors, Inc.	47	47	52	45	51	41	49	45	43	52	58	49	50	47	47	42

CSRHUB® Dashboard Top Level Scores



Category Trends

Ratings run 0-100 with 100 being best.

Company Name (From Enter Company Names Sheet)	Employees Ratings 07/23				Employees Ratings 04/23				Employees Ratings 07/22			
	Employees	Compensation & Benefits	Diversity & Labor Rights	Training, Health & Safety	Employees	Compensation & Benefits	Diversity & Labor Rights	Training, Health & Safety	Employees	Compensation & Benefits	Diversity & Labor Rights	Training, Health & Safety
Novartis AG	64	58	67	68	63	56	66	67	66	60	67	70
Apple Inc.	55	57	51	58	56	57	52	58	56	55	54	58
Samsung Electronics Company Limited	58	57	60	57	60	59	61	61	63	60	63	66
Walmart Inc.	54	52	52	57	54	53	53	57	57	56	55	61
Amazon.com, Inc.	51	49	52	53	53	50	54	55	51	49	52	53
Alibaba Com Limited	49	48	48	51	50	49	50	51	48	46	47	51
Tesla Motors, Inc.	47	46	43	52	47	45	43	53	47	47	43	51

CSRHUB® Dashboard Competitor Benchmark
List of Reporting Systems These Companies Use

	AA1000 Assurance Standard 2008 (reports filed 2022)	AA1000 Assurance Standard 2008 (reports filed 2023)	B Corp	California Iran Contracting Act	CDP A List 2021	CDP A List 2022	CDP Scores 2022	ChemSec SRI Producers	Community Reinvestment Act	DOE College Scorecard	EMAS	EPA e-GGRT 2020	EPA e-GGRT 2021	EPA Transport Data 2019	EPA Transport Data 2020	Equator Principles	CEC EP&AT	Green Seal	GREEN	Intertek	ISCC	Just 100 2022	Just 100 2023	Modern Slavery Registry	Open Appare Registry	PERI	Protecting Florida's Investments Act	Ratio Institute	SA 8000	SASB Reporter	Science Based Targets	SPOTT	STARS	Swiss P&T&E	Task Force for Climate-Related Disclosure	
% With This System	14%	0%	0%	0%	14%	14%	100%	14%	0%	0%	0%	29%	29%	0%	14%	0%	29%	0%	0%	0%	0%	14%	43%	57%	14%	14%	0%	29%	14%	100%	86%	0%	0%	17%	17%	
# With This System	1	0	0	0	1	1	7	1	0	0	0	2	2	0	1	0	2	0	0	0	0	1	3	4	1	1	0	2	1	7	6	0	0	1	1	
Company Name	Simple Count	AA1000 Assurance Standard 2008 (reports filed 2022)	AA1000 Assurance Standard 2008 (reports filed 2023)	B Corp	California Iran Contracting Act	CDP A List 2021	CDP A List 2022	CDP Scores 2022	ChemSec SRI Producers	Community Reinvestment Act	DOE College Scorecard	EMAS	EPA e-GGRT 2020	EPA e-GGRT 2021	EPA Transport Data 2019	EPA Transport Data 2020	Equator Principles	CEC EP&AT	Green Seal	GREEN	Intertek	ISCC	Just 100 2022	Just 100 2023	Modern Slavery Registry	Open Appare Registry	PERI	Protecting Florida's Investments Act	Ratio Institute	SA 8000	SASB Reporter	Science Based Targets	SPOTT	STARS	Swiss P&T&E	Task Force for Climate-Related Disclosure
Novartis AG	12	No	No	No	No	No	Yes	Yes	Yes	No	No	No	Yes	Yes	No	No	No	No	No	No	No	No	No	Yes	No	No	No	No	No	Yes	Yes	No	No	Yes	Yes	
Apple Inc.	8	No	No	No	No	No	Yes	No	No	No	No	No	No	No	No	No	No	Yes	No	No	No	No	Yes	Yes	Yes	No	No	No	No	Yes	Yes	No	No	No	No	
Samsung Electronics Company Limited	8	Yes	No	No	No	Yes	No	Yes	No	No	No	No	No	No	No	No	No	Yes	No	No	No	No	No	Yes	No	No	No	No	Yes	No	Yes	No	No	No	No	No
Walmart Inc.	8	No	No	No	No	No	Yes	No	No	No	No	No	No	No	Yes	No	No	No	No	No	No	No	Yes	No	No	No	No	Yes	No	Yes	Yes	No	No	No	No	No
Antipati.com, Inc.	8	No	No	No	No	No	Yes	No	No	No	No	No	No	No	No	No	No	No	No	No	No	No	Yes	No	Yes	No	No	Yes	No	Yes	Yes	No	No	No	No	No
Alibaba Com Limited	5	No	No	No	No	No	Yes	No	No	No	No	No	No	No	No	No	No	No	No	No	No	No	No	No	Yes	No	No	No	Yes	Yes	No	No	No	No	No	No

CSRHUB[®] Dashboard Competitor Benchmark

Membership In Organizations That May Indicate/Require Social Performance

		3BL Media	ABD	ACC	ACGA	Affirm	America Is All In	ASBC	ASC	BCCCC	BICG	BITC	Bonsucro	BSR	CBSR	CCA
% In This Organization		29%	0%	0%	0%	14%	57%	0%	0%	43%	0%	14%	0%	43%	0%	0%
# In This Organization		2	0	0	0	1	4	0	0	3	0	1	0	3	0	0
Company Name	Simple Count	3BL Media	ABD	ACC	ACGA	Affirm	America Is All In	ASBC	ASC	BCCCC	BICG	BITC	Bonsucro	BSR	CBSR	CCA
Novartis AG	12	No	No	No	No	No	No	No	No	Yes	No	No	No	Yes	No	No
Apple Inc.	10	No	No	No	No	No	Yes	No	No	Yes	No	No	No	No	No	No
Samsung Electronics Company Limited	6	No	No	No	No	No	No	No	No	Yes	No	No	No	Yes	No	No
Walmart Inc.	17	Yes	No	No	No	No	Yes	No	No	No	No	No	No	No	No	No
Amazon.com, Inc.	16	No	No	No	No	Yes	Yes	No	No	No	No	Yes	No	Yes	No	No
Alibaba Com Limited	4	Yes	No	No	No	No	No	No	No	No	No	No	No	No	No	No

CECP	CEO ACTION	Ceres	Circular Economy	CSR Europe	DERES	FLA	Forest Disclosure	FSC	Global Alliance for Banking on Values	Global Business Coalition	Green Business Partnership	ICGN	ICMM	IIRC
29%	14%	29%	29%	0%	0%	0%	0%	0%	0%	0%	0%	14%	0%	0%
2	1	2	2	0	0	0	0	0	0	0	0	1	0	0
CECP	CEO ACTION	Ceres	Circular Economy	CSR Europe	DERES	FLA	Forest Disclosure	FSC	Global Alliance for Banking on Values	Global Business Coalition	Green Business Partnership	ICGN	ICMM	IIRC
No	No	No	Yes	No	No	No	No	No	No	No	No	Yes	No	No
Yes	No	Yes	No	No	No	No	No	No	No	No	No	No	No	No
No	No	No	No	No	No	No	No	No	No	No	No	No	No	No
Yes	Yes	No	No	No	No	No	No	No	No	No	No	No	No	No
No	No	Yes	Yes	No	No	No	No	No	No	No	No	No	No	No
No	No	No	No	No	No	No	No	No	No	No	No	No	No	No

INCR	ISG	MSC	NAEM	NMSDC	NIRAPON	PICG	Pledge One Percent	PNR	Rainforest Alliance	RBA	SAC	SPC	SPLC	Sustainability Consortium	Sustainable Brands	TCFD
0%	0%	29%	14%	71%	14%	0%	0%	0%	14%	71%	29%	29%	0%	29%	14%	14%
0	0	2	1	5	1	0	0	0	1	5	2	2	0	2	1	1
INCR	ISG	MSC	NAEM	NMSDC	NIRAPON	PICG	Pledge One Percent	PNR	Rainforest Alliance	RBA	SAC	SPC	SPLC	Sustainability Consortium	Sustainable Brands	TCFD
No	No	Yes	Yes	Yes	No	No	No	No	No	No	No	No	No	No	No	Yes
No	No	No	No	Yes	No	No	No	No	No	Yes	No	No	No	No	No	No
No	No	Yes	No	Yes	No	No	No	No	No	Yes	No	No	No	No	No	No
No	No	No	No	Yes	Yes	No	No	No	Yes	Yes	Yes	Yes	No	Yes	Yes	No
No	No	No	No	Yes	No	No	No	No	No	Yes	Yes	Yes	No	Yes	No	No
No	No	No	No	No	No	No	No	No	No	No	No	No	No	No	No	No

UNGC Business Leaders	WBCSD	WBENC	We Mean Business	WeConnect	WEF	ZDHC	Zurich CMA
29%	57%	43%	100%	29%	71%	0%	0%
2	4	3	7	2	5	0	0
UNGC Business Leaders	WBCSD	WBENC	We Mean Business	WeConnect	WEF	ZDHC	Zurich CMA
Yes	Yes	No	Yes	No	Yes	No	No
No	Yes	Yes	Yes	No	Yes	No	No
No	No	No	Yes	No	No	No	No
No	Yes	Yes	Yes	Yes	Yes	No	No
No	Yes	Yes	Yes	Yes	Yes	No	No
Yes	No	No	Yes	No	Yes	No	No

CSRHUB® Dashboard Competitor Benchmark

Environment, Social, Governance (ESG) Sources Who Collect Information On These Companies

		CDP Scores 2022	Covalence	ESG Book	FTSE Russell	Gaialens	Gaialens SFDR	GEMMAQ	Hexun	Ideal Ratings	Ideal Ratings SFDR	Integrum ESG	Investverte	ISS ESG	Lequity Group	Moody's ESG
% With Reports		100%	100%	100%	100%	100%	100%	57%	0%	100%	100%	100%	0%	100%	71%	71%
# With Reports		7	7	7	7	7	7	4	0	7	7	7	0	7	5	5
Company Name	Simple Count	CDP Scores 2022	Covalence	ESG Book	FTSE Russell	Gaialens	Gaialens SFDR	GEMMAQ	Hexun	Ideal Ratings	Ideal Ratings SFDR	Integrum ESG	Investverte	ISS ESG	Lequity Group	Moody's ESG
Novartis AG	19	Yes	Yes	Yes	Yes	Yes	Yes	No	No	Yes	Yes	Yes	No	Yes	Yes	Yes
Apple Inc.	20	Yes	Yes	Yes	Yes	Yes	Yes	Yes	No	Yes	Yes	Yes	No	Yes	Yes	Yes
Samsung Electronics Company Limited	16	Yes	Yes	Yes	Yes	Yes	Yes	No	No	Yes	Yes	Yes	No	Yes	No	No
Walmart Inc.	20	Yes	Yes	Yes	Yes	Yes	Yes	Yes	No	Yes	Yes	Yes	No	Yes	Yes	Yes
Amazon.com, Inc.	20	Yes	Yes	Yes	Yes	Yes	Yes	Yes	No	Yes	Yes	Yes	No	Yes	Yes	Yes
Alibaba Com Limited	17	Yes	Yes	Yes	Yes	Yes	Yes	No	No	Yes	Yes	Yes	No	Yes	No	No
Tesla Motors, Inc.	20	Yes	Yes	Yes	Yes	Yes	Yes	Yes	No	Yes	Yes	Yes	No	Yes	Yes	Yes

MSCI ESG Controversies	MSCI ESG GovernanceMetrics	MSCI ESG Ratings	RAEX	S&P Global ESG Scores	S&P Global Trucost	SIGWATCH	Stocksnips	Sustainalytics	SynTao Green Finance
100%	100%	100%	0%	100%	100%	100%	86%	100%	0%
7	7	7	0	7	7	7	6	7	0
MSCI ESG Controversies	MSCI ESG GovernanceMetrics	MSCI ESG Ratings	RAEX	S&P Global ESG Scores	S&P Global Trucost	SIGWATCH	Stocksnips	Sustainalytics	SynTao Green Finance
Yes	Yes	Yes	No	Yes	Yes	Yes	Yes	Yes	No
Yes	Yes	Yes	No	Yes	Yes	Yes	Yes	Yes	No
Yes	Yes	Yes	No	Yes	Yes	Yes	No	Yes	No
Yes	Yes	Yes	No	Yes	Yes	Yes	Yes	Yes	No
Yes	Yes	Yes	No	Yes	Yes	Yes	Yes	Yes	No
Yes	Yes	Yes	No	Yes	Yes	Yes	Yes	Yes	No
Yes	Yes	Yes	No	Yes	Yes	Yes	Yes	Yes	No