

Enter The Company Or Companies You Want To Study

Enter The Company Or Companies You Want To Study

1. Enter a company name, part of a company name, or a brand in column B, a ticker into column C, a web URL into column D, and/or an ISIN number into column D.
2. If the CSRHub name you want does not appear in column J, use the CSRHub name lookup tool (top menu, CSRHub...Company) to paste the right text company name into column J.
3. The data in columns K to Q should help you double check you have the right name match. The name in column L is the one used automatically on other sheets.
4. If you need to lookup more than 30 companies, you can copy the formulas in row 44 down as far as you wish.
5. Use column A to store your internal identifier or version of the company name for later reference. You can change the scope of search using the box starting in column R.
6. Use the four resort in the box starting in cell S10. Spell out the month and use four dots for the year.
7. Choose Formulas from the top menu, then Calculate Sheet. This will allow our database to update the sheet.
8. Enter your CSRHub site credentials (username/password) when directed.



NA = Rating or information not available. This can also be due to a company with only partial ratings. We do not provide an overall score for partially rated companies.

Version: 3.0
Last Updated: 10/1/23
Includes MonetDB Mac Update

Controls for Fine Tuning Scope of Search					
		Name	Ticker	URL	ISIN
Set to include (I) or exclude (X) partially rated and/or unrated companies from your search	Partially Rated	I	I	I	I
	Not Rated	I	I	I	I

Changes in the settings above will change the search parameter in cells F13-I13

	Month	Year
Report is for this month:	July	2023

ENTER MONTH & YEAR IN THIS ROW

[illegible]

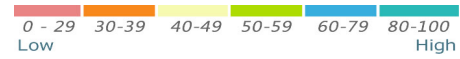
Top Level Trends

Rankings run 0-100% with 100% being best.

Percentile ranks are relative to all companies or to those in the named group. Overall Average, Best Score and Worst Score relate to companies on this page only.

[illegible]

CSRHUB® Dashboard Top Level Scores



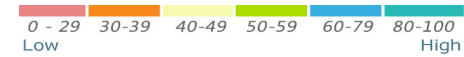
Category Trends

Rankings run 0-100% with 100% being best.

Percentile ranks are relative to all companies.

[illegible]

CSRHUB® Dashboard Top Level Scores



Category Trends

Rankings run 0-100% with 100% being best.

Percentile ranks are relative to all companies.

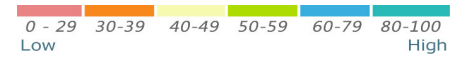
[illegible]

CSRHUB® Dashboard Top Level Scores

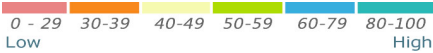
Category Trends

Rankings run 0-100% with 100% being best.

Percentile ranks are relative to all companies.

[illegible]

CSRHUB® Dashboard Top Level Scores



Category Trends

Rankings run 0-100% with 100% being best.

Percentile ranks are relative to all companies.

[illegible]

